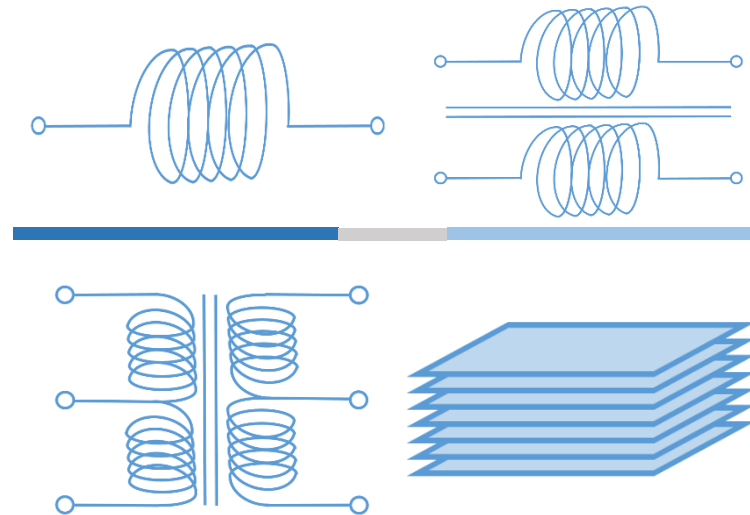





**TAI-TECH** Advanced Electronics Co., Ltd.  
Investor Conference of OTC Market



Investor Relation Contact Window:  
TEL: (03) 4641148 Ext.1203 (Ms. Chang)  
E-Mail: [invest@tai-tech.com.tw](mailto:invest@tai-tech.com.tw)

Stock Code: TAI-TECH 3357



- This file and the financial information and forecast information are based on information obtained by the company from internal and external sources. The actual operating results and financial conditions of the company may differ from these predictive sets of information due to various uncontrollable factors.
- The viewpoints in this file reflects the company's opinion on the future by the current date. If there are any changes or adjustment in the future, the company is not responsible for notifying the reader or updating the content.



## 1975

Founded in 1975, until now, we have 47 years manufacturing experience


## 2370

3 facilities, including Taiwan, KunShan, and SiHong  
TW-550, CN-1820



## 221

2021 sales Revenue  
USD 221 millions



## 3357

Taiwan Stock Code  
A listed Company at Over-  
The-Counter Market



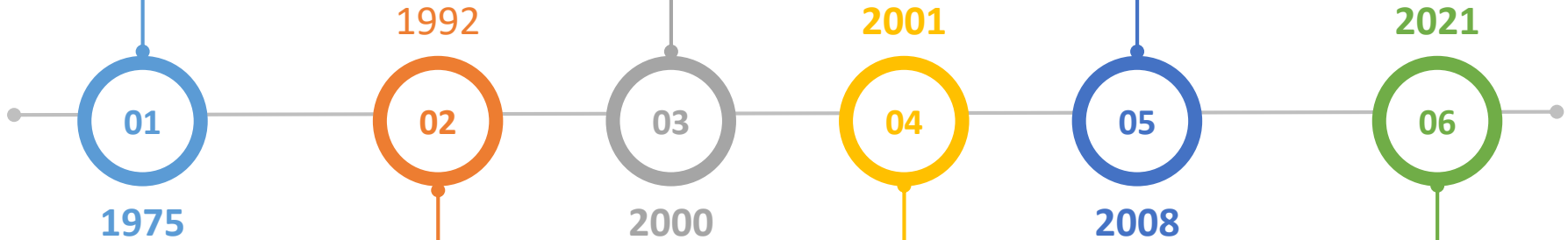
**NW E Established**  
Main Product: Ni-Zn Ferrite Core and material



**TTA merged NW E**  
TAI-TECH merged NW E as TAI-TECH Advanced Electronics



**TAIPAQ Established**  
Main Product: Molding Power Inductor




**TAI-TECH Established**  
Main Product: Multilayer Chip Bead/ Inductor



**TT KunShan Established**  
Main Product: Multilayer Chip Bead/ Inductor, Common Mode Filter



**Listed Company @OTC**  
**Invest New Factory**  
Invest new facility in Taiwan and plan to establish automotive production line




## Tao-Yuan, Taiwan (Headquarter-TTA)



Est.: Oct, 1975  
Employee: 550  
ISO 9001  
ISO 14001  
ISO 45001  
IATF 16949

### Product :

Common Mode Filter  
Wirewound Inductor  
Ferrite Core / Powder




## Kun-Shan, Jiang-Su (China-KTA)



Est.: Feb, 2001  
Employee: 190  
ISO 9001  
ISO 14001  
ISO 45001  
IATF 16949

### Product :

Multilayer Chip Bead  
Multilayer Chip Inductor



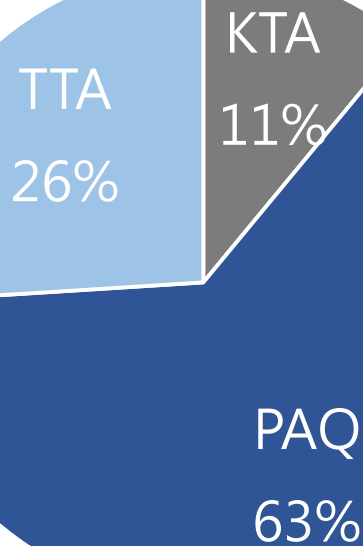
## Si-Hong, Jiang-Su (China-PAQ)



Est.: Nov, 2008  
Employee: 1630  
ISO 9001  
ISO 14001  
ISO 45001  
IATF 16949

### Product :

Multilayer Chip Bead  
Common Mode Filter  
Molding Power Inductor  
Sealed Power Inductor  
LAN Transformer Module



## Multilayer Chip Bead / Inductor

Beads: FCB/FCM/HCB/HFZ


Size(mm): 1005 ~ 4532

Competitors: Murata(JP), TDK(JP),  
YAGEO/Chilisin(TW)

Inductors: FCI/FCH/HCI/CPI

Size(mm): 1005 ~ 3216

Competitors: Murata(JP), TY(JP),  
YAGEO/Chilisin(TW)

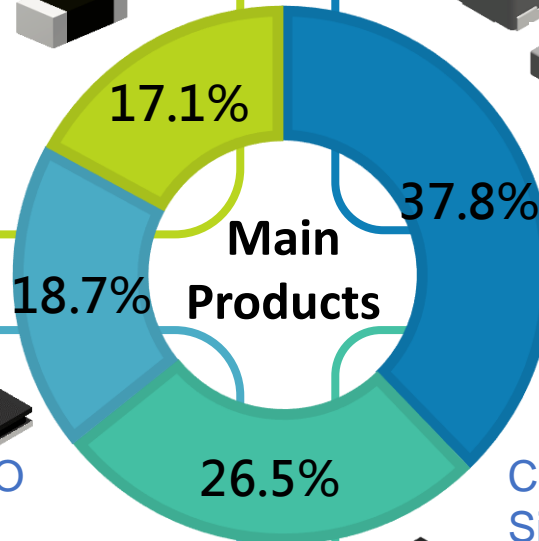



## Molding Power Inductor

Molding: TMPC/TMPA/TMPF/TMPV/  
TBMA/AWP/TMIM

Size(mm): 2.0x1.6 ~ 23x23

Competitors:  
VISHAY(US)  
DELTA/Cyntec(TW)  
Coilcraft(US), Murata(JP)



## Wirewound Inductor / Power Inductor

Wirewound: SWI/SWF/PAS/APO


Size(mm): 1608 ~ 1225

Competitors: Murata(JP), CoilCraft(US),  
TDK(JP)

Power: HPC/UHP/DFP/AHP

Size(mm): 1608 ~ 8x8

Competitors: TY(JP), Murata(JP), TDK(JP)



## Common Mode Filter / LAN Filter / LAN Module

CMC: WCM/HDMI/HSF/ACM/BCM

Size(mm): 1210 ~ 9152

Competitors:  
Murata(JP), TDK(JP)

LAN: TXF/DCM, LAN

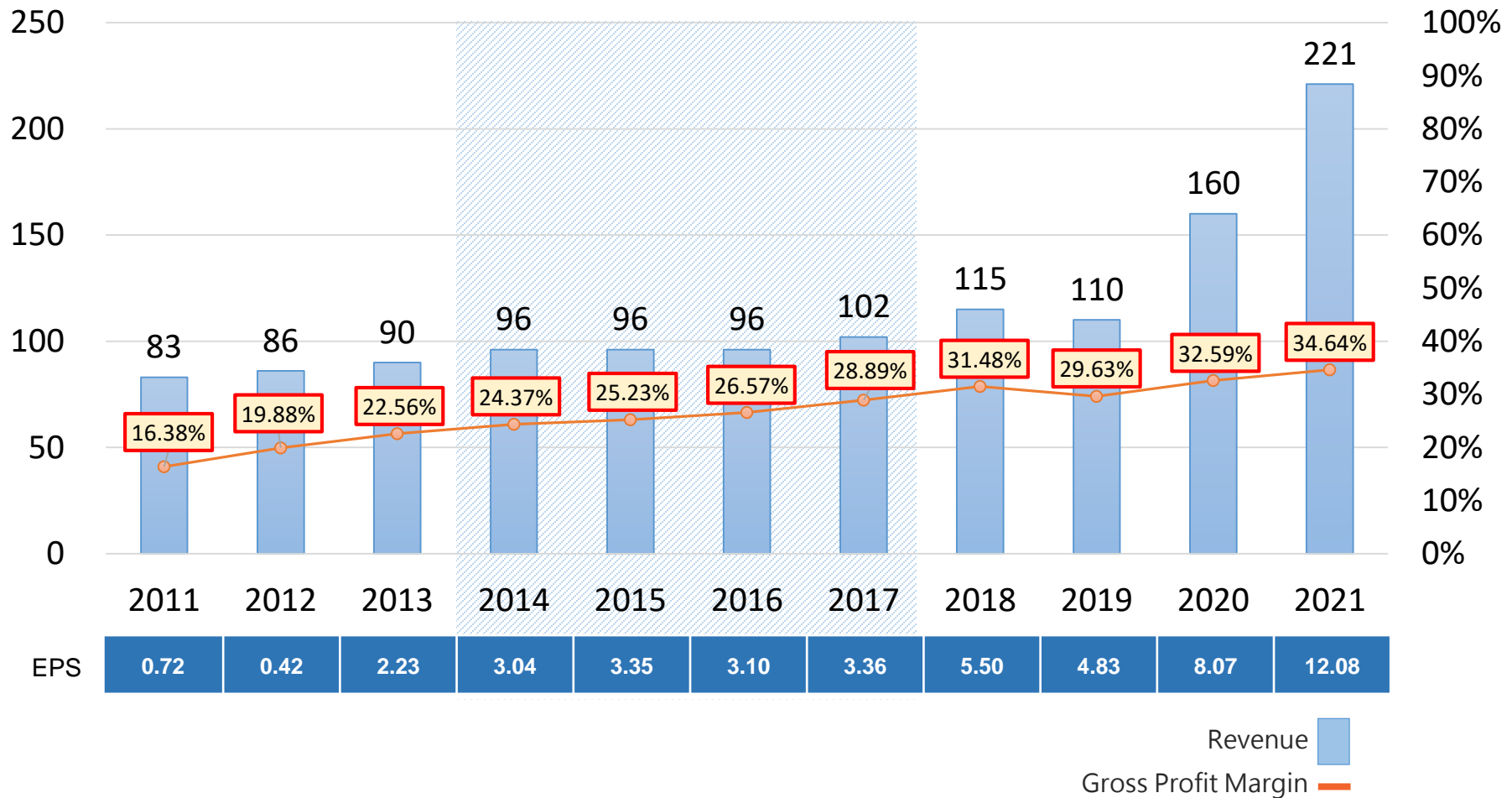
Size(mm): 3216~5645

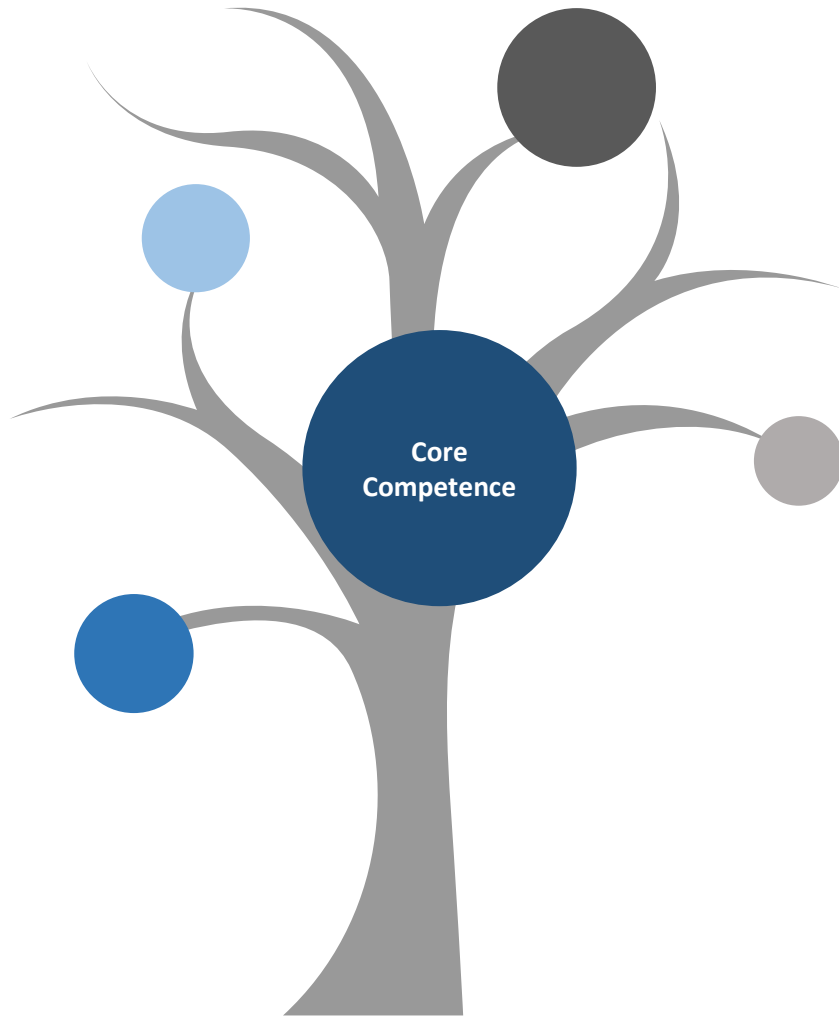
**PCB Layout and evaluation module available**



# Sales Revenue

US\$ Million





## Vertical Integration

Vertical integration manufacturing process from ferrite recipe to multilayer, wirewound, and molding process to assure the steady quality and cost.

## Design Capabilities

Developing from ferrite core design to assure new products with excellent performance and easy to overcome any mass production issues.

## Flexibilities

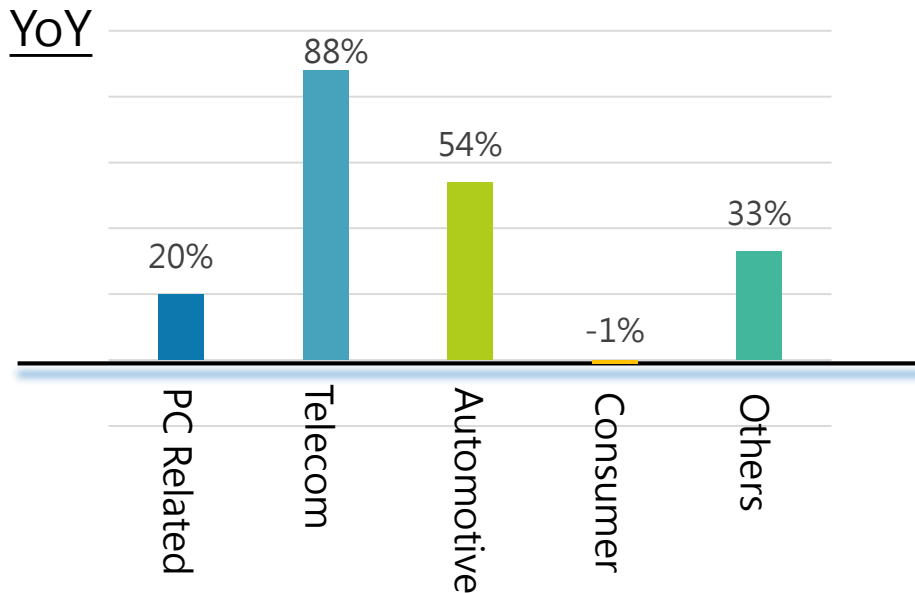
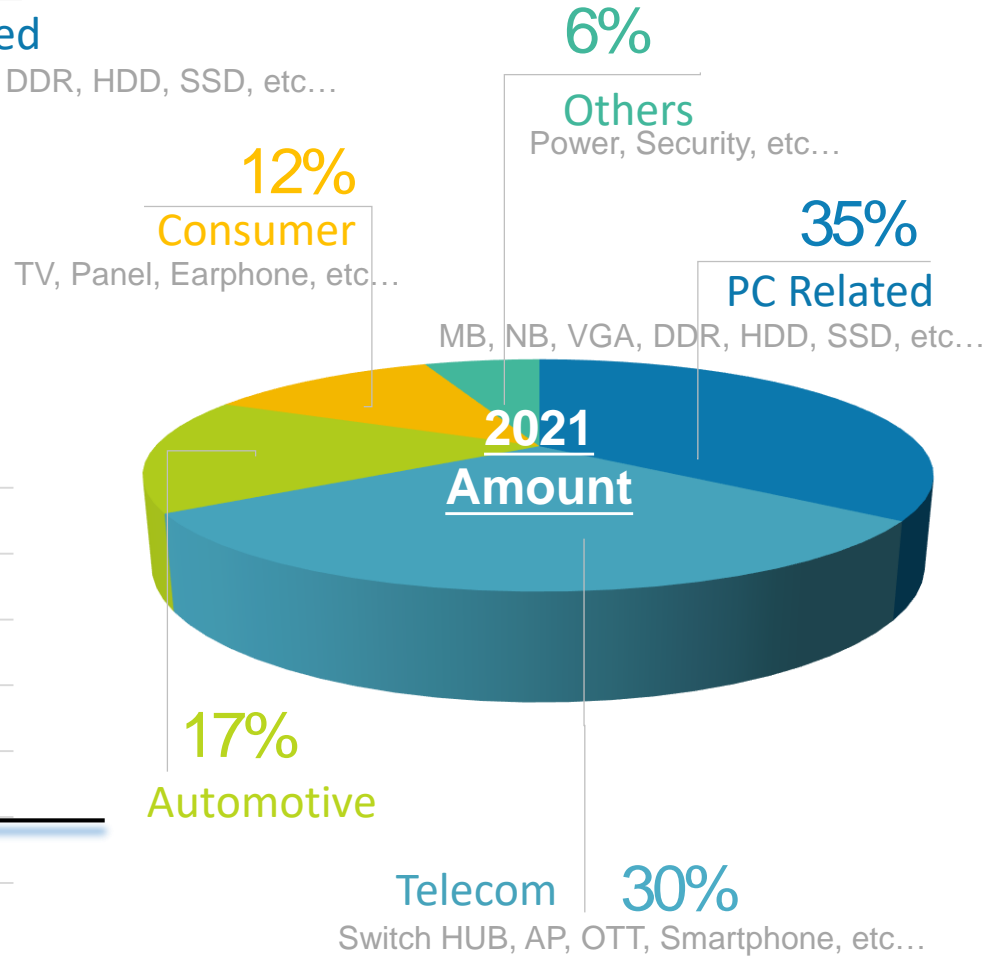
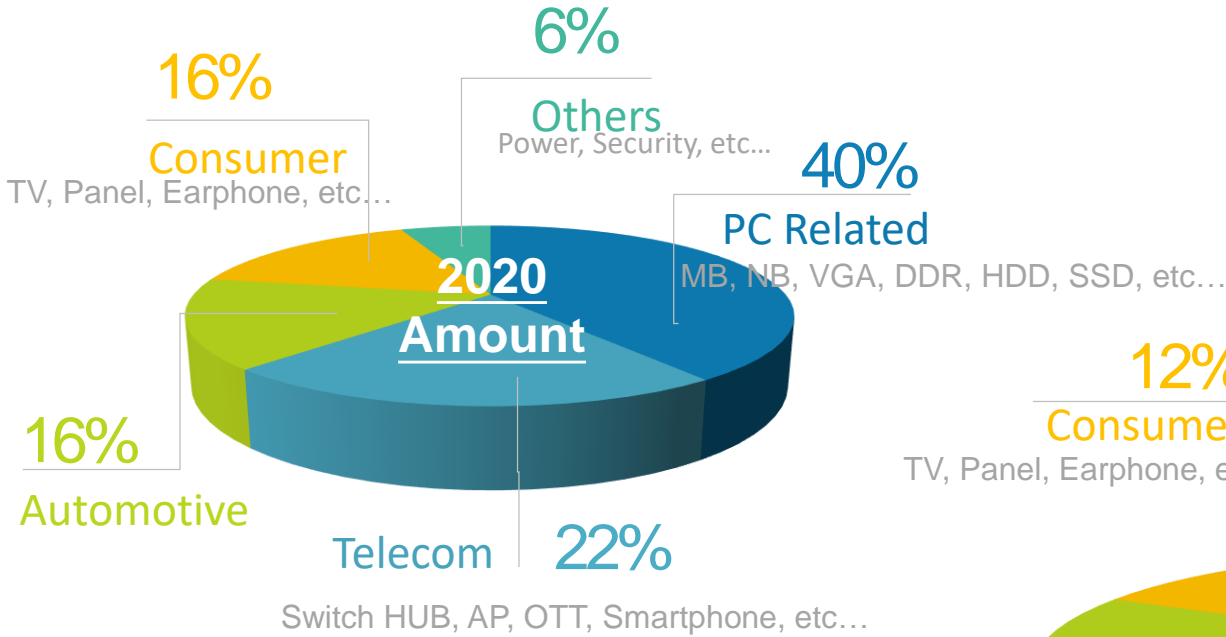
Multiple process such as multilayer, wirewound, molding, assembly can be applied on the required custom products to find out the best process and solutions.

## Material Technology

Ferrite, alloy, ceramic materials with over 40 recipes can be chosen to achieve best electrical performance.



# Main Customers



Unit : NT\$ in k

	2021	2020	YoY
Operating Revenue	6,165,281	4,478,004	+37.7%
Gross Profit (%)	2,135,564 (34.6%)	1,459,493 (32.6%)	+46.3%
Operating Expenses (%)	805,368 (13.1%)	569,959 (12.7%)	+41.3%
Net Operating Income (%)	1,330,196 (21.6%)	889,534 (19.9%)	+49.5%
Non-operating Income & Expenses	61,117	<b>(20,116)</b>	+403.8%
Profit of the year (Tax Paid) (%)	1,197,065 (19.4%)	734,671 (16.4%)	+62.9%
EPS	12.08	8.07	

Remark 1: The financial statement are the figures after audit by accountants

Remark 2: Express in thousands of New Taiwan dollars, except EPS in dollars

Unit : NT\$ in k

	2021Q1	2021Q2	2021Q3	2021Q4	2021
Operating Revenue	1,374,114	1,584,334	1,694,489	1,512,343	6,165,281
Gross Profit (%)	458,202 (33.3%)	544,803 (34.4%)	590,867 (34.9%)	541,692 (35.8%)	2,135,564 (34.6%)
Operating Expenses (%)	205,968 (15.0%)	184,541 (11.6%)	200,369 (11.8%)	214,490 (14.2%)	805,368 (13.1%)
Net Operating Income (%)	252,234 (18.4%)	360,261 (22.7%)	390,498 (23.1%)	327,203 (21.6%)	1,330,196 (21.6%)
Non-operating Income & Expenses	18,931	27,227	9,941	5,018	61,117
Profit of the year (Tax Paid) (%)	230,912 (16.8%)	344,598 (21.8%)	349,713 (20.6%)	271,842 (18.0%)	1,197,065 (19.4%)
EPS	2.54	3.48	3.39	2.64	12.08

Remark 1: The quarterly financial statement are the figures after audit by accountants

Remark 2: Share Capital Difference: Q1, Q2 in NTD 910,000k, Q3, Q4 in NTD 1,031,340k

Remark 3: Express in thousands of New Taiwan dollars, except EPS in dollars

## Consolidated Balance Sheet and Important Financial Indicator

Unit: NT\$ in k

Accounting Title	Dec. 31, 2021		Dec. 31, 2020	
	金額	%	金額	%
Cash and cash equivalents	1,341,004	13.96	934,659	15.13
Accounts receivable	2,469,528	25.72	1,795,328	29.07
Inventory	848,094	8.83	588,302	9.53
Long-term investment	233,817	2.43	191,847	3.11
Property, plant and equipment	4,503,865	46.89	2,539,871	41.13
Total Assets	9,605,492	100.00	6,175,845	100.00
Current Liabilities	2,568,840	26.74	2,167,761	35.10
Non-current portion of non-current borrowings	565,689	5.89	270,000	4.37
Total Liabilities	3,382,901	35.22	2,609,961	42.26
Total Equity	6,222,591	64.78	3,565,884	57.74
Important Financial Indicator				
Return on equity(%)	24.46		22.35	
Return on assets(%)	15.24		13.01	
EPS(NTD)	12.08		8.07	

Unit: NT\$ in k



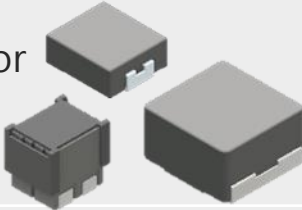


Cash Flows	2021	2020
	Amount	Amount
Opening Cash	767,619	582,212
Cash inflow from operating activities	1,192,411	842,219
Capital expenditures	(2,069,631)	(309,233)
Cash Dividend	(422,849)	(245,700)
Short-term borrowings	(387,341)	70,755
Long-term borrowings	266,422	11,714
Cash capital increase	1,839,854	
Investment and others	154,519	(184,348)
Closing Cash	1,341,004	767,619
Free cash flow(Remark)	(877,220)	532,986

Remark: Free cash flow = Cash inflow from operating activities – Capital expenditures

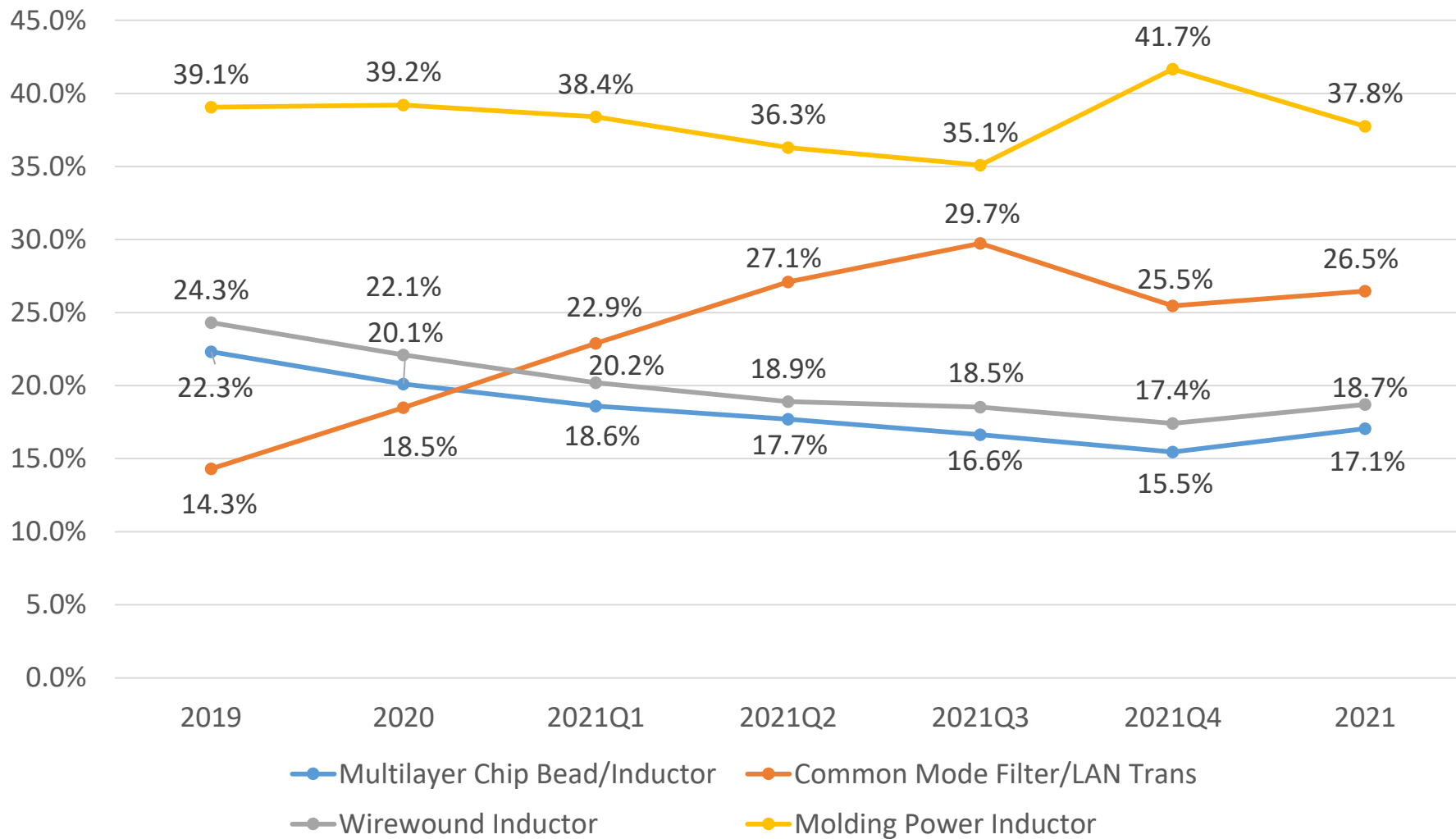
# 2021 Dividend Policy

Unit: NT\$ in k

Dividend Distribution	2021 Amount	2020 Amount	2019 Amount
Operating income	6,165,281	4,478,004	3,351,915
Operating profit	1,330,196	889,534	502,115
Net profit before tax	1,391,313	869,418	521,637
Net profit for the year	1,197,065	734,671	439,415
EPS	12.08	8.07	4.83
Dividend per share	7.00	4.10	2.70
Dividend amount	721,938	422,849	245,700
Dividend payout ratio	60.3%	57.6%	55.9%
Capital Expenditures	2,069,631	309,233	383,718
Depreciation and Amortization	392,586	304,725	280,833
R&D expenses	142,012	113,933	93,125

Category	Products Name	2021 Revenue	2021 Profit(%)	2020 Revenue	2020 Profit(%)
Multilayer	Multilayer Chip Bead Multilayer Chip Inductor 	17.1%	34.6%	20.1%	32.7%
Single Wirewound	Wirewound Inductor 	18.6%		22.2%	
Molding	Molding Power Inductor 	37.8%		39.2%	
Dual and Multiple Wirewound	Common Mode Filter 	8.0%		7.8%	
	LAN Transformer 	<b>18.5%</b>		10.7%	

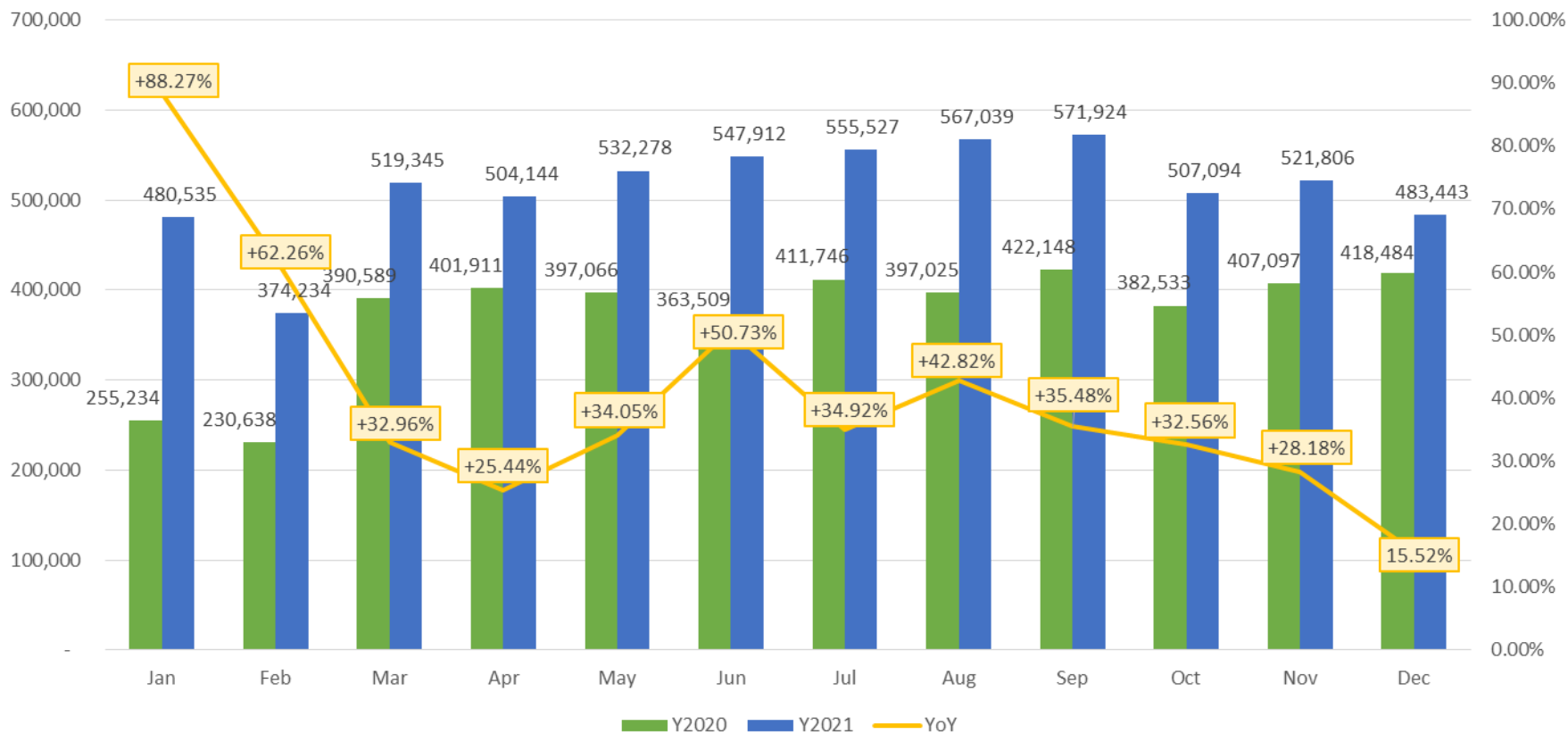
# Last 3 Years Main Products Sales Ratio





# 2021 Monthly Revenue

Y2021 Monthly Revenue

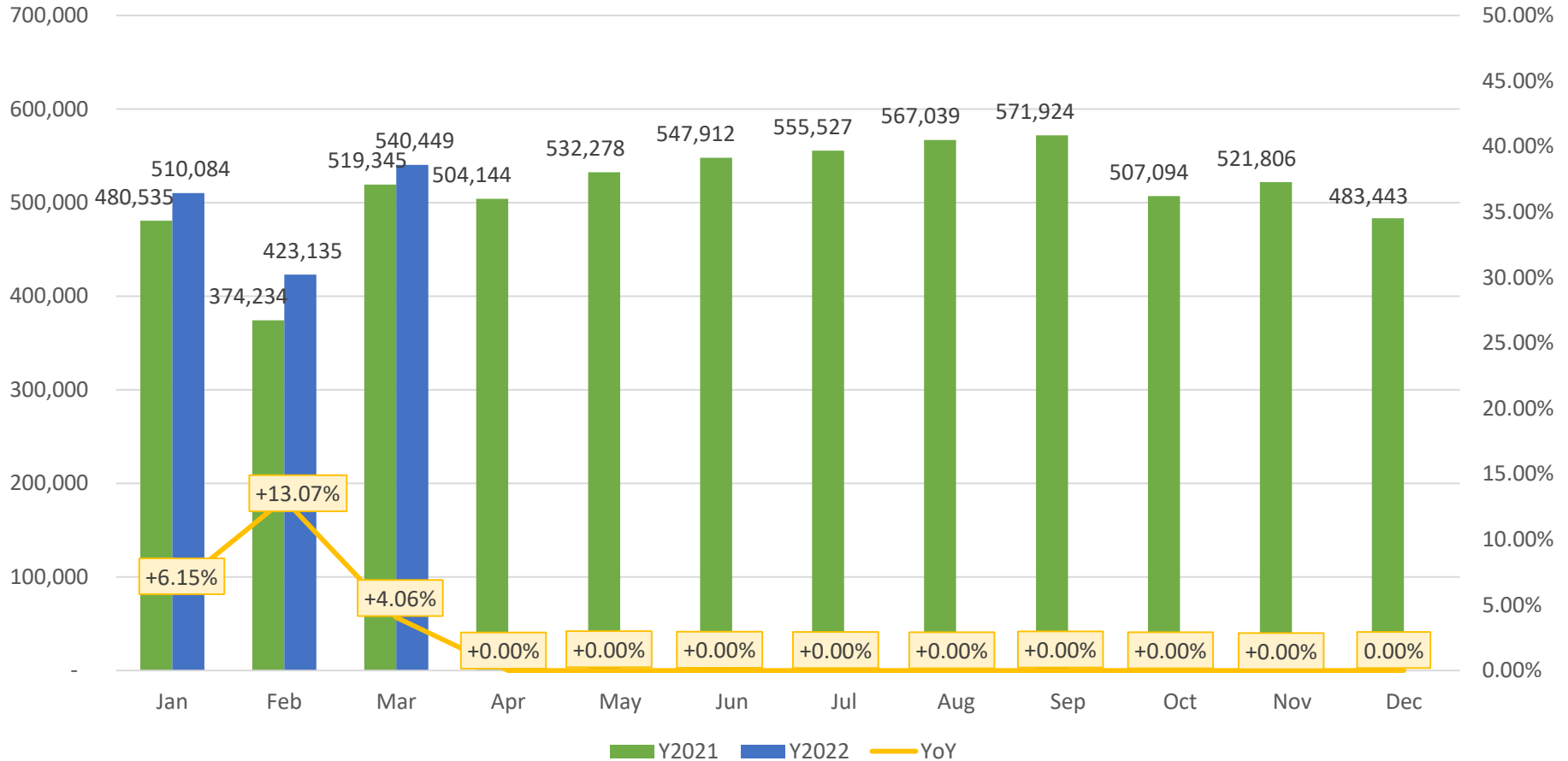


2020 Revenue	2021 Revenue	YoY
4,477,980	6,165,281	+37.68%

Unit : NT\$ in k

# 2022 Monthly Revenue

Y2022 Monthly Revenue



2021 Revenue	2021 Q1	2022 Q1	YoY
6,165,281	1,374,114	1,473,668	+7.24%

Unit : NT\$ in k


# Future Focused Markets



## Automotive

- ADAS(Camera, Radar)
- IVI (Cluster, Infotainment)
- Body Sys.(BCM, LED Lighting)
- EV/HV(EV/HV, BMS)
- Comfort(EPS, Start-stop)

- ✓ Common mode filter
- ✓ TPMS Low-freq. antenna
- ✓ Molding power inductor
- ✓ Sealed power inductor
- ✓ Multilayer bead/inductor



## Telecom

- Switch HUB
- AP Router
- HUB
- 5G Base Station
- IoT

- ✓ Common mode filter
- ✓ Molding power inductor
- ✓ Sealed power inductor
- ✓ Multilayer bead/IND.
- ✓ Wirewound IND.
- ✓ LAN Transformer




## HPC

High Performance Computing

- Cloud Computing
- New Gen. Memory(DDR5)

- ✓ Common mode filter
- ✓ Molding power inductor
- ✓ Sealed power inductor
- ✓ Multilayer bead/IND.
- ✓ LAN Transformer



## Portable / Handheld

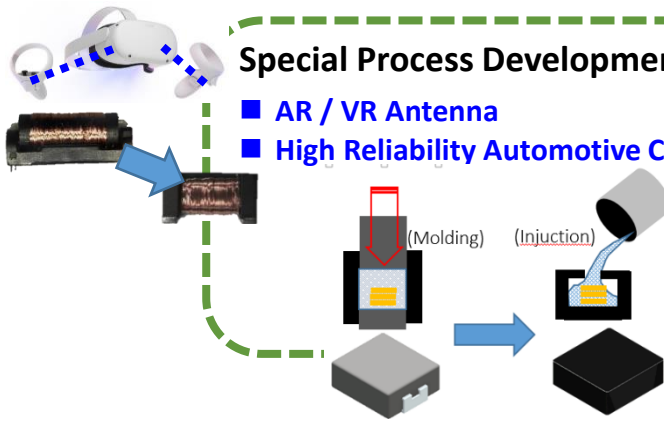
- Smart watch
- True Wireless Stereo(TWS)
- Tablet PC
- Smart Speaker
- Wireless Charging

- ✓ Molding power inductor
- ✓ Sealed power inductor
- ✓ Multilayer Bead/IND.
- ✓ Wirewound IND.



## Special Process Development

- AR / VR Antenna
- High Reliability Automotive Choke




## Special Application Development

- DDR5
- QLED
- Starlink Receiver
- PS5/Xbox/NB Power Supply



## High Speed Interface

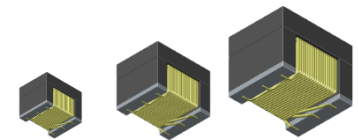
- USB 3.1 / HDMI 2.1 Ready
- USB 4.0 under development



Core Competence

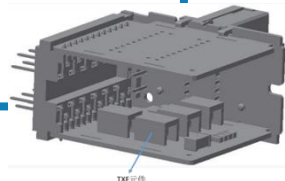
## Power Over Coaxial (POC)

Multiple Spec Ready to be chosen  
(Direct cross to TDK, Murata, CoilCraft)



## Innovative LAN X'former


- Various Discrete Solutions for different transmission speed w/o POE
- Integrated RJ Jack for 10G, coming soon



## Automotive Signal Transmission

Fit CAN-FD / OA standard, direct cross to TDK / Murata

OPEN ALLIANCE





## Business

To provide a high level of service, consistent product quality and price/value that meet total satisfaction of our customers for which safety is thoroughly considered.



## Employees

People are our most important asset; TAI-TECH will respect the dignity and individuality of each person. We will create and provide safe working environments for all of our employees.



## Community

The community is where we come from, TAI-TECH consciously maintain a keen interest in fostering good relationship and fulfill our obligation as a good corporate citizen; contributing to improve the well-being of the society we are part of.





Thanks!!

---