

Telecoil-antennas Inductor

PAS1225F-SERIES

1. Features

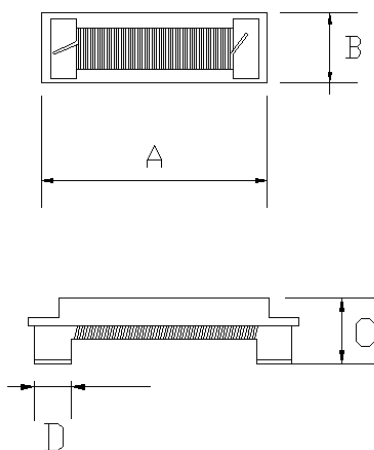
1. Hearing Aid Compatibility-Telecoil-antennas;
2. PAS1225F-series realizes small size and low profile. 11.6x3.8x2.5mm.
3. 100% Lead(Pb) & Halogen-Free and RoHS compliant.
4. Meets the T3/T4 FCC requirements(HAC) . ANSI C63.19
5. Operating temperature -40~+125°C (Including self - temperature rise)



2. Applications

1. T-coil/HAC-coil for hearing and aid compatible cell phones .
2. Decoupling in RF and IF-circuit .
3. Transponder antenna .

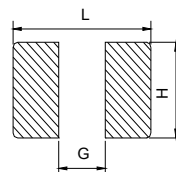
3. Dimensions



Size	A(mm)	B(mm)	C(mm)	D(mm)
PAS1225F	11.6±0.3	3.8±0.3	2.5±0.3	1.50 ref.

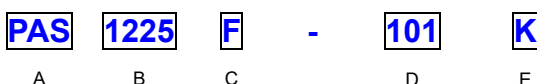
Unit:mm

Recommend PC Board Pattern



L(mm)	G(mm)	H(mm)
11.6	8	3.6

4. Part Numbering



- A: Series
- B: Dimension L x H
- C: Lead Free Code
- D: Inductance 101=100uH
- E: Inductance Tolerance M=±20% K=±10% J=±5%

5. Specification

Part Number	Inductance (uH)	Test Frequency (Hz)	Q min.	RDC (Ω)max.	Rated current (mA) max.	SRF (MHz) min.
PAS1225F-101K	100±10%	0.1V/125K	20	3.0	300	20
PAS1225F-232M	2300±20%	0.1V/125K	40	40	50	0.48
PAS1225F-492J	4900±5%	0.1V/125K	20	50	50	0.34
PAS1225F-722J	7200±5%	0.1V/125K	40	40	50	0.30