

**SMD Power Inductor**

TMPF1031LR-Series(N)-ABD

**1. Features**

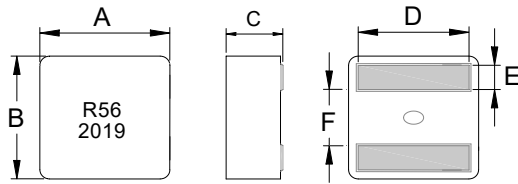
1. Soft saturation.
2. High current, low DCR, high efficiency.
3. Very low acoustic noise and very low leakage flux noise.
4. High reliability.
5. 100% Lead(Pb)-Free and RoHS compliant.
6. Operating temperature -40~+125°C (Including self - temperature rise).



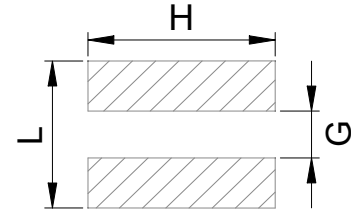
**2. Applications**

Note PC power system, incl. IMVP-6  
DC/DC converter .

**3. Dimensions**



**Recommend PC Board Pattern**



L(mm)	G(mm)	H(mm)
10.5 ref	3.7 ref	11.0ref


Note: 1、 The above PCB layout reference only.  
2、 Recommend solder paste thickness at 0.15mm and above.

Series	A (mm)	B (mm)	C (mm)	D (mm)	E (mm)	F (mm)
TMPF1031LR**-ABD	11.9±0.30	11.0±0.30	2.9±0.20	9.0±0.50	2.4±0.20	4.4±0.30

**4. Part Numbering**



- A: Series
- B: Dimension
- C: Type
- D: Inductance
- E: Inductance Tolerance
- F: Code
- BxC
- Material.
- R56=0.56uH
- M=±20%
- Marking: Black.R56 and 2019(20 YY, 19WW, follow production date).
- AB:oversize



DCR Test

**5. Specification**

Part Number	Inductance (uH) ±20% @ 0 A	I rms ( A )		I sat ( A )	DCR (mΩ) Typ.	DCR (mΩ) Max.
		20°C rise	40°C rise			
TMPF1031LR-R28MN-ABD	0.28	25.5	35.0	65.0	1.45	1.60
TMPF1031LR-R56MN-ABD	0.56	23.0	32.0	44.0	2.50	2.75
TMPF1031LR-R82MN-ABD	0.82	18.0	25.0	38.0	3.70	4.10
TMPF1031LR-R90MN-ABD	0.90	17.0	24.0	36.0	3.80	4.20
TMPF1031LR-1R0MN-ABD	1.00	16.0	23.0	35.0	4.50	4.95
TMPF1031LR-1R5MN-ABD	1.50	12.0	18.0	30.0	6.00	6.60

Note:

1. Test frequency : L : 100KHz /0.1V.
2. All test data referenced to 25°C ambient.
3. Testing Instrument : L: HP4284A,HP4395A,CH11025,CH3302,CH1320 ,CH1320S LCR METER / Rdc:CH16502,Agilent33420A MICRO OHMMETER,or EQU.
4. Current that causes the specified temperature rise from 25° C ambient.
5. Saturation Current (Isat) will cause L0 to drop approximately 30%.
6. The part temperature (ambient + temp rise) should not exceed 125°C under worst case operating conditions.Circuit design,component,PCB trace size and thickness,airflow and other cooling provisions all affect the part temperature. Part temperature should be verified in the end application.
7. Special inquiries besides the above common used types can be met on your requirement.
8. Rated operating voltage(across inductor) 15V ref.

## 6. Typical Performance Curves

