

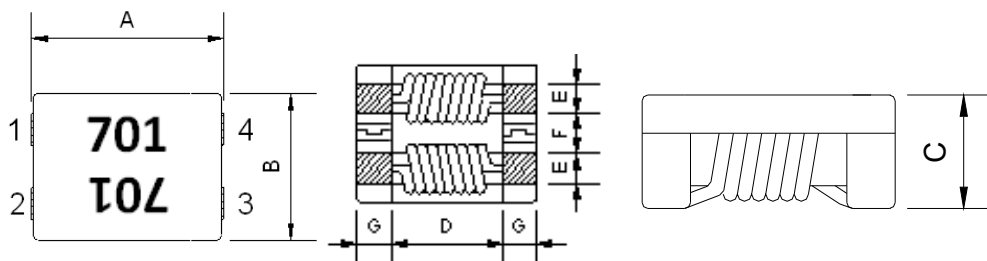
# Wire Wound Power Common Mode Filter WCM7060FASF-SERIES-LM

## 1. Features

1. Operating temperature -40~+125°C (Including self - temperature rise)



## 2. Dimension



Series	A(mm)	B(mm)	C(mm)	D(mm)	E(mm)	F(mm)	G(mm)
WCM7060	7.0±0.5	6.0±0.5	3.8 max.	3.5 typ.	1.5±0.5	1.5±0.5	1.7±0.5

Unit:mm

## 3. Part Numbering

<b>WCM</b>	<b>7060</b>	<b>F</b>	<b>A</b>	<b>S</b>	<b>F</b>	-	<b>701</b>	-	<b>LM</b>
A	B	C	D	E	F		G		H

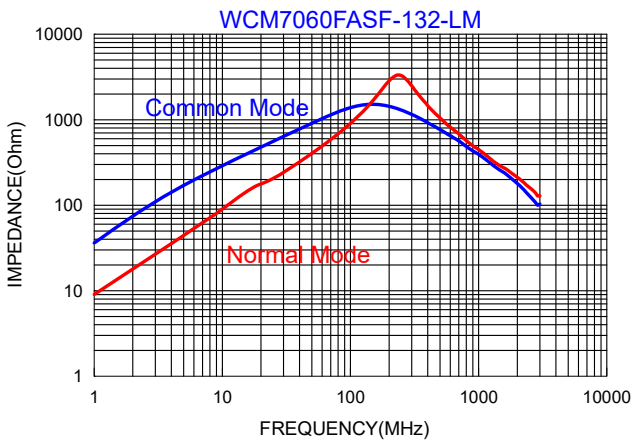
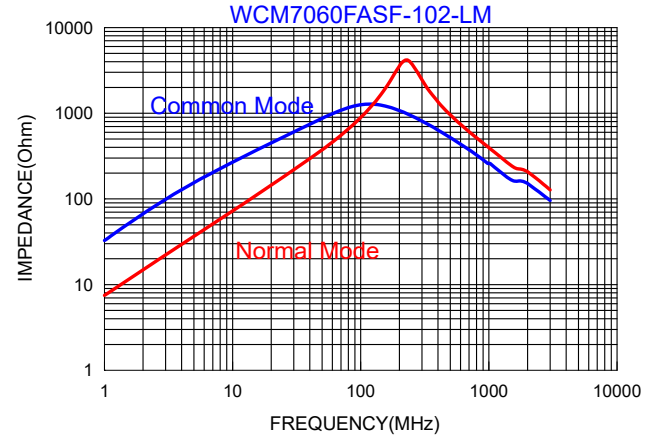
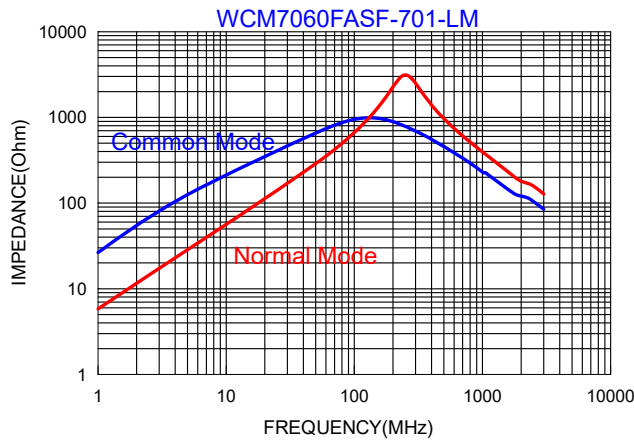
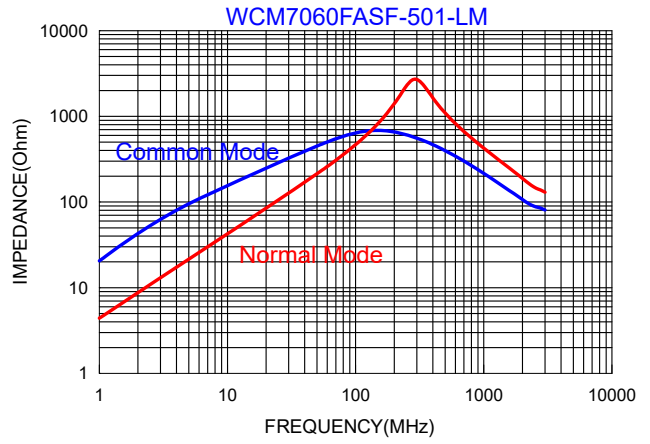
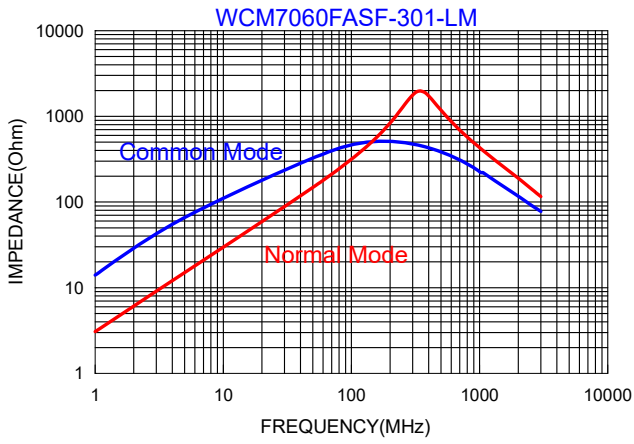
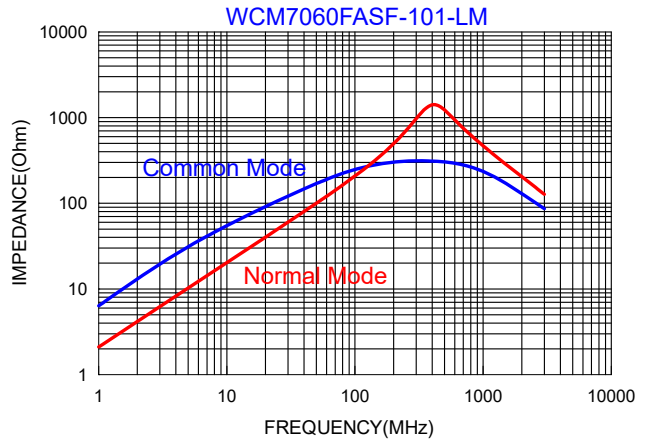
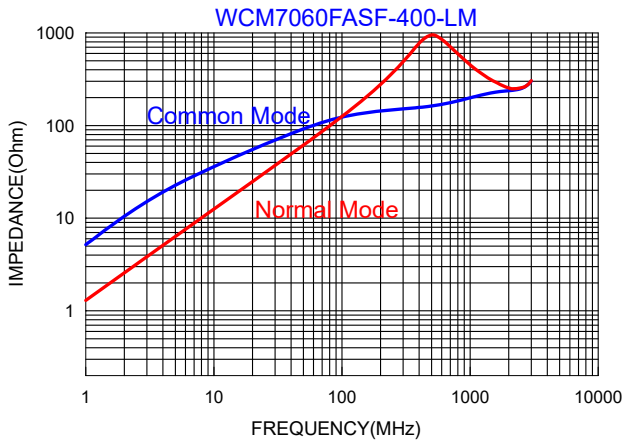
- A: Series  
 B: Dimension  
 C: Material                      Ferrite Core  
 D: Process                        Assembled  
 E: Type                            S=Shielded , N=Unshielded  
 F: Lead free  
 G: Impedance                    701=700Ω  
 H: Laser Marking

## 4. Specification

TAI-TECH Part Number	Impedance (Ω)		Test Frequency (MHz)	DC Resistance (mΩ) max. (1 line)	Rated Current (A) max.	Rated Volt. (Vdc) max.	Insulation Resistance (MΩ) min.
	min.	typ.					
WCM7060FASF-400-LM	40	70	100	5	15	80	10
WCM7060FASF-101-LM	100	140	100	10	9	80	10
WCM7060FASF-301-LM	225	300	100	10	5	80	10
WCM7060FASF-501-LM	400	500	100	10	5	80	10
WCM7060FASF-701-LM	500	700	100	15	4	80	10
WCM7060FASF-102-LM	800	1020	100	17	3	80	10
WCM7060FASF-132-LM	910	1300	100	20	3	80	10

Note:

- Measurement board data  
 Material : FR4  
 Board dimensions : 100 X 50 X 1.6t mm  
 Pattern dimensions: 45 X 30 mm (Double side board)  
 Pattern thickness : 50 μm



## 5. Schematic Diagram

